

## INTRODUCTION

The SPD, or Surge Protective Device, Series is a modular device, featuring an IP65 enclosure rating, used for transient overvoltage protection. The SPD Series utilizes thermal protection in conjunction with metal oxide varistors to provide a complete protection package for use in many applications such as commercial and indoor/outdoor LED lighting fixtures, and uninterruptable power supplies (UPS). The SPD Series is used in differential as well as common mode protections, has one and two-port options, is RoHS compliant, and has an optional LED operational indicator.

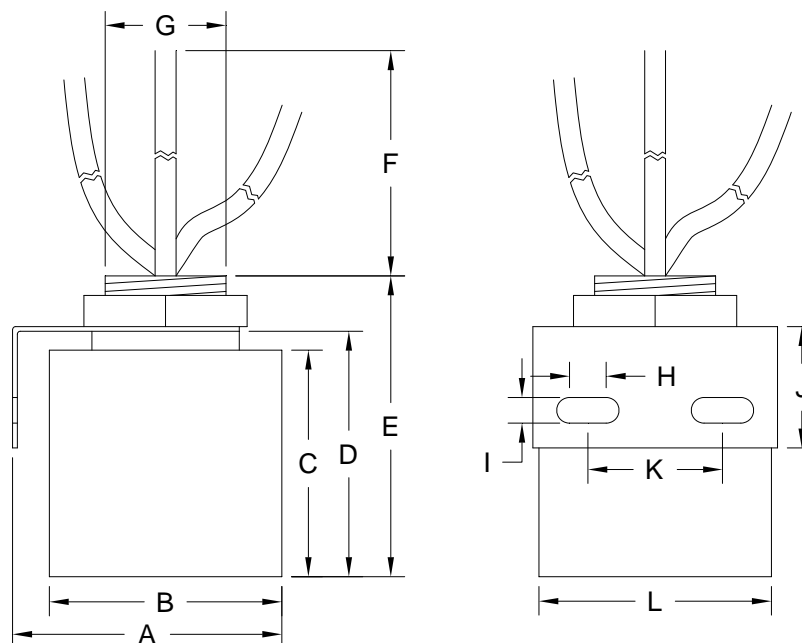
### KEY FEATURES

- UL1449 Type 4
- Thermally Protected
- One-port and two-port options
- Operational indicator
- In: 10kA, I<sub>max</sub>: 15kA, 20kA (@ 8/20us)
- IP65 enclosure rating
- GDT for Common Mode optional



### TYPICAL APPLICATIONS

- LED Street Lighting
- Traffic Lighting
- Parking Lot Lighting
- Uninterruptible Power Supply (UPS)
- Indoor/Outdoor LED Lighting Fixture
- AC Power Systems requiring thermal protection



A	B	C	D	E	F*
1.732"±0.039" 44.0mm±1.0mm	1.496"±0.039" 38.0mm±1.0mm	1.457"±0.039" 37.0mm±1.0mm	1.575"±0.039" 40.0mm±1.0mm	1.929"±0.039" 49.0mm±1.0mm	5.906"±0.197" 150.0mm±5.0mm
G	H	I	J	K	L
M20x1.5	0.236"±0.020" 6.0mm±0.5mm	0.165"±0.020" 4.2mm±0.5mm	0.787"±0.039" 20.0mm±1.0mm	0.866"±0.039" 22.0mm±1.0mm	1.575"±0.039" 40.0mm±1.0mm

\*: The lead length can be customized.

**SCHEMATICS**

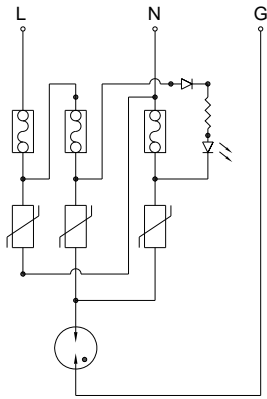


FIGURE 1

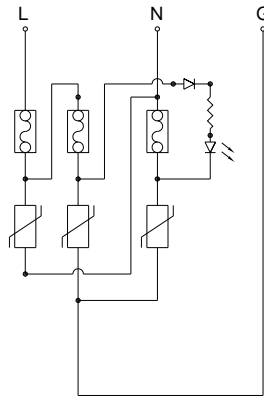


FIGURE 2

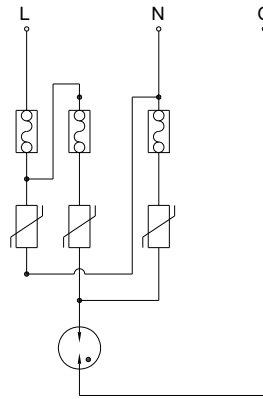


FIGURE 3

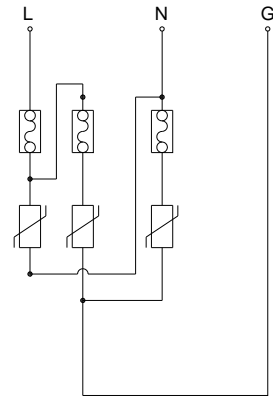


FIGURE 4

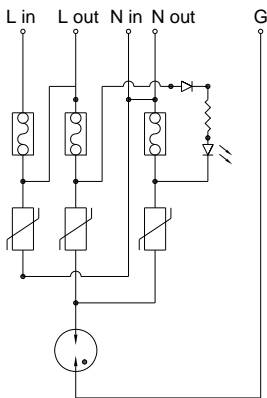


FIGURE 5

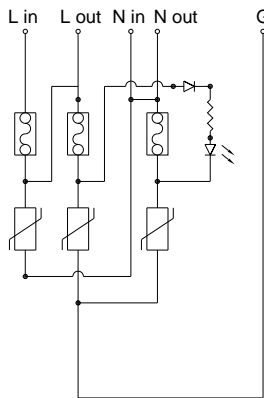


FIGURE 6

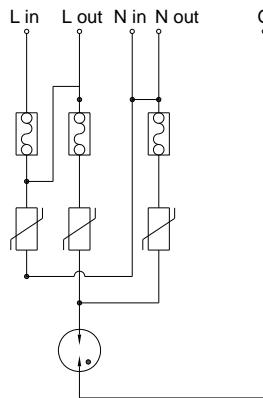


FIGURE 7

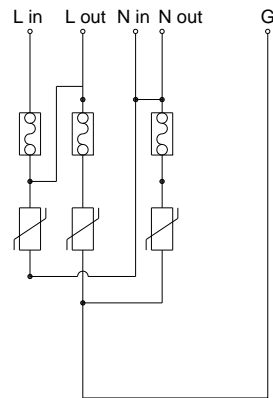


FIGURE 8

# SPD SERIES



## SPECIFICATIONS

Maida Style Number	Maximum Continuous Operating Voltage (MCOV) (VAC)	Peak Current (8 x 20 us)		Voltage Protection Rating (VPR) @ 6kV/3kA	Rated Current	Response Time	Degree of Enclosure Protection
		In	I <sub>max</sub>	(V)	I <sub>r</sub>	(ns)	
		(kA)	(kA)	(V)	(A)	(ns)	
SD10C120AM*	120	10	15	800	15	< 100	IP65
SD10C277AM*	320	10	15	1300	15	< 100	IP65
SD10C347AM*	420	10	15	1500	15	< 100	IP65
SD10C480AM*	550	10	15	1800	15	< 100	IP65
SD10C120AH*	150	10	25	800	15	< 100	IP65
SD10C277AH*	320	10	25	1300	15	< 100	IP65
SD10C347AH*	420	10	25	1500	15	< 100	IP65
SD10C480AH*	550	10	25	1800	15	< 100	IP65
SD10C120GM*	120	10	15	800	15	< 100	IP65
SD10C277GM*	320	10	15	1300	15	< 100	IP65
SD10C347GM*	420	10	15	1500	15	< 100	IP65
SD10C480GM*	550	10	15	1800	15	< 100	IP65
SD10C120GH*	150	10	25	800	15	< 100	IP65
SD10C277GH*	320	10	25	1300	15	< 100	IP65
SD10C347GH*	420	10	25	1500	15	< 100	IP65
SD10C480GH*	550	10	25	1800	15	< 100	IP65
SD10C120LM*	120	10	15	600	15	< 25	IP65
SD10C277LM*	320	10	15	1150	15	< 25	IP65
SD10C347LM*	420	10	15	1350	15	< 25	IP65
SD10C480LM*	550	10	15	1600	15	< 25	IP65
SD10C120LH*	150	10	25	600	15	< 25	IP65
SD10C277LH*	320	10	25	1150	15	< 25	IP65
SD10C347LH*	420	10	25	1350	15	< 25	IP65
SD10C480LH*	550	10	25	1600	15	< 25	IP65
SD10C120NM*	120	10	15	600	15	< 25	IP65
SD10C277NM*	320	10	15	1150	15	< 25	IP65
SD10C347NM*	420	10	15	1350	15	< 25	IP65
SD10C480NM*	550	10	15	1600	15	< 25	IP65
SD10C120NH*	150	10	25	600	15	< 25	IP65
SD10C277NH*	320	10	25	1150	15	< 25	IP65
SD10C347NH*	420	10	25	1350	15	< 25	IP65
SD10C480NH*	550	10	25	1600	15	< 25	IP65

\* For one-port device do not add suffix. For two-port devices suffix the Maida Style with T.

# SPD SERIES



## SPECIFICATIONS

Model	Fault Indicator	GDT	One-Port	Two-Port	Schematic	UL Approved
SD10C120A*	√	√	√		Figure 1	√
SD10C277A*	√	√	√		Figure 1	√
SD10C347A*	√	√	√		Figure 1	√
SD10C480A*	√	√	√		Figure 1	
SD10C120A*T	√	√		√	Figure 5	√
SD10C277A*T	√	√		√	Figure 5	√
SD10C347A*T	√	√		√	Figure 5	√
SD10C480A*T	√	√		√	Figure 5	
SD10C120G*		√	√		Figure 3	√
SD10C277G*		√	√		Figure 3	√
SD10C347G*		√	√		Figure 3	√
SD10C480G*		√	√		Figure 3	
SD10C120G*T		√		√	Figure 7	√
SD10C277G*T		√		√	Figure 7	√
SD10C347G*T		√		√	Figure 7	√
SD10C480G*T		√		√	Figure 7	
SD10C120L*	√		√		Figure 2	√
SD10C277L*	√		√		Figure 2	√
SD10C347L*	√		√		Figure 2	√
SD10C480L*	√		√		Figure 2	
SD10C120L*T	√			√	Figure 6	√
SD10C277L*T	√			√	Figure 6	√
SD10C347L*T	√			√	Figure 6	√
SD10C480L*T	√			√	Figure 6	
SD10C120N*			√		Figure 4	√
SD10C277N*			√		Figure 4	√
SD10C347N*			√		Figure 4	√
SD10C480N*			√		Figure 4	
SD10C120N*T				√	Figure 8	√
SD10C277N*T				√	Figure 8	√
SD10C347N*T				√	Figure 8	√
SD10C480N*T				√	Figure 8	